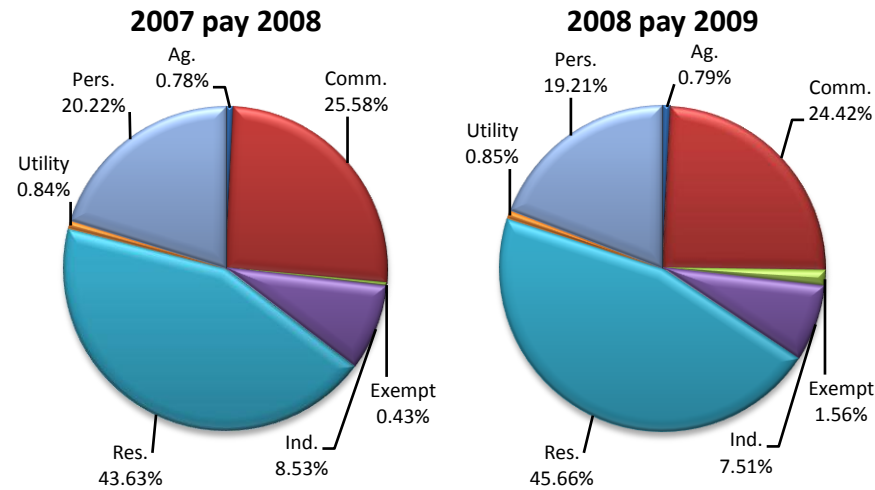


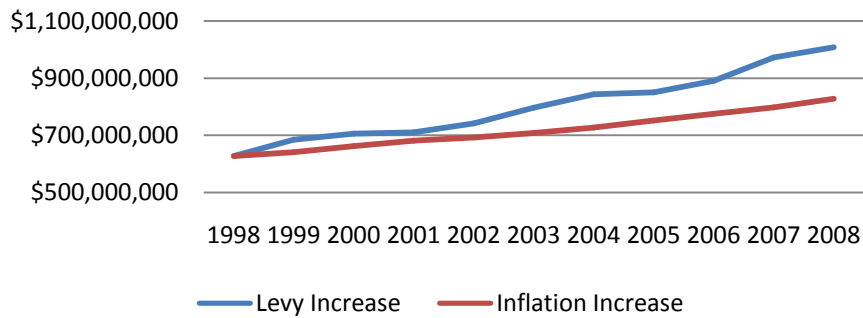
Lake County

Who pays property taxes?



Values show the percentage of net taxes due by major property class.

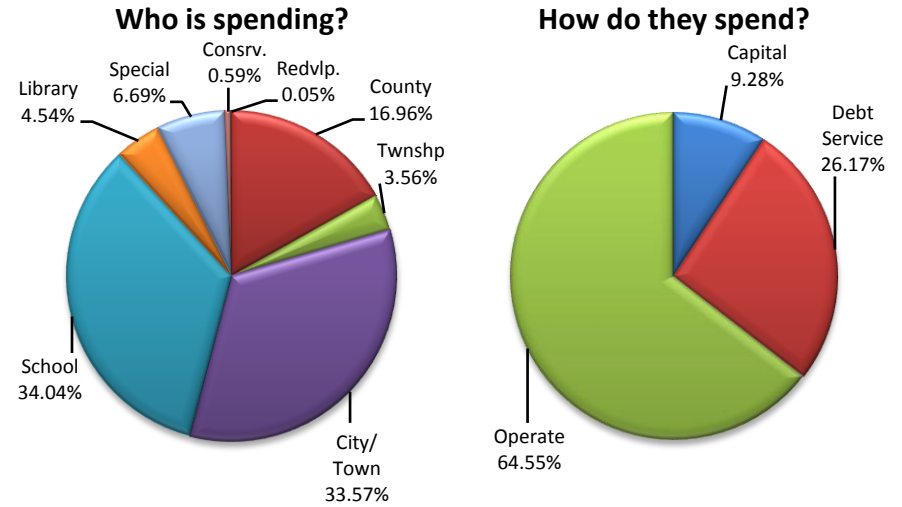
How much has spending changed?



Recent Debt Issued

Year	Unit Name	Issue Type	Total Cost
No New Debt Reported Since 2006/2007 Tax Summary			

Who spends property taxes and how?



Unit Name	2008 Levy	2009 Levy	%Change
STATE UNIT	\$590,187	\$0	-100.0%
LAKE COUNTY	\$233,451,618	\$118,561,961	-49.2%
CALLUMET TOWNSHIP	\$15,150,036	\$15,159,188	0.1%
CEDAR CREEK TOWNSHIP	\$745,390	\$729,248	-2.2%
CENTER TOWNSHIP	\$624,936	\$616,064	-1.4%
EAGLE CREEK TOWNSHIP	\$147,092	\$146,520	-0.4%
HANOVER TOWNSHIP	\$396,511	\$385,608	-2.7%
HOBART TOWNSHIP	\$600,793	\$554,958	-7.6%
NORTH TOWNSHIP	\$4,936,000	\$4,871,256	-1.3%
ROSS TOWNSHIP	\$1,092,425	\$1,091,342	-0.1%
ST. JOHN TOWNSHIP	\$727,480	\$708,837	-2.6%
WEST CREEK TOWNSHIP	\$307,033	\$303,118	-1.3%
WINFIELD TOWNSHIP	\$358,882	\$350,064	-2.5%
GARY CIVIL CITY	\$69,568,211	\$63,064,081	-9.3%
HAMMOND CIVIL CITY	\$44,997,868	\$39,830,971	-11.5%
EAST CHICAGO CIVIL CITY	\$47,156,653	\$37,078,926	-21.4%
HOBART CIVIL CITY	\$15,632,991	\$15,446,724	-1.2%
CROWN POINT CIVIL CITY	\$9,775,189	\$9,519,880	-2.6%
WHITING CIVIL CITY	\$6,989,729	\$6,386,270	-8.6%
LAKE STATION CIVIL CITY	\$4,133,314	\$4,613,928	11.6%
CEDAR LAKE CIVIL TOWN	\$2,584,470	\$2,506,210	-3.0%
GRIFFITH CIVIL TOWN	\$6,168,696	\$5,860,095	-5.0%
HIGHLAND CIVIL TOWN	\$7,936,034	\$7,610,699	-4.1%
MUNSTER CIVIL TOWN	\$12,579,848	\$10,657,098	-15.3%
MERRILLVILLE CIVIL TOWN	\$8,210,115	\$8,020,569	-2.3%
DYER CIVIL TOWN	\$6,650,935	\$5,407,419	-18.7%
LOWELL CIVIL TOWN	\$2,753,527	\$2,714,237	-1.4%
NEW CHICAGO CIVIL TOWN	\$307,467	\$307,355	0.0%
ST. JOHN CIVIL TOWN	\$4,617,174	\$4,988,978	8.1%
SCHERERVILLE CIVIL TOWN	\$9,374,007	\$9,713,884	3.6%
SCHNEIDER CIVIL TOWN	\$126,538	\$126,530	0.0%
WINFIELD CIVIL TOWN	\$552,378	\$854,956	54.8%
HANOVER COMMUNITY SCHOOL CORPORATION	\$9,659,388	\$6,439,010	-33.3%
RIVER FOREST COMMUNITY SCHOOL CORPORATIO	\$5,387,254	\$2,805,305	-47.9%
MERRILLVILLE SCHOOL CORPORATION	\$50,590,874	\$34,649,877	-31.5%

Chart continued on second page.

Lake County

LAKE CENTRAL SCHOOL CORPORATION	\$54,335,336	\$21,125,319	-61.1%
TRI CREEK SCHOOL CORPORATION	\$16,326,315	\$11,743,243	-28.1%
LAKE RIDGE SCHOOL CORPORATION	\$8,450,627	\$5,737,557	-32.1%
CROWN POINT COMMUNITY SCHOOL CORPORATION	\$40,963,930	\$22,800,251	-44.3%
EAST CHICAGO CITY SCHOOL CORPORATION	\$37,418,234	\$24,303,942	-35.0%
LAKE STATION SCHOOL CORPORATION	\$3,062,960	\$2,246,229	-26.7%
GARY COMMUNITY SCHOOL CORPORATION	\$51,708,663	\$28,527,702	-44.8%
GRIFFITH PUBLIC SCHOOL CORPORATION	\$11,332,812	\$8,398,518	-25.9%
HAMMOND CITY SCHOOL CORPORATION	\$51,834,514	\$36,229,753	-30.1%
HIGHLAND TOWN SCHOOL CORPORATION	\$16,094,285	\$7,271,197	-54.8%
SCHOOL CITY OF HOBART SCHOOL CORPORATION	\$14,276,777	\$9,290,843	-34.9%
MUNSTER COMMUNITY SCHOOL CORPORATION	\$25,437,512	\$13,986,217	-45.0%
WHITING CITY SCHOOL CORPORATION	\$5,378,988	\$2,456,148	-54.3%
EAST CHICAGO PUBLIC LIBRARY	\$5,095,271	\$5,095,594	0.0%
GARY PUBLIC LIBRARY	\$7,057,589	\$6,619,243	-6.2%
HAMMOND PUBLIC LIBRARY	\$4,880,858	\$4,757,053	-2.5%
LOWELL PUBLIC LIBRARY	\$1,068,546	\$1,063,294	-0.5%
WHITING PUBLIC LIBRARY	\$989,250	\$1,024,633	3.6%
LAKE COUNTY PUBLIC LIBRARY	\$10,482,988	\$11,861,443	13.1%
CROWN POINT COMMUNITY PUBLIC LIBRARY	\$1,319,724	\$1,320,331	0.0%
EAST CHICAGO SANITARY	\$13,905,314	\$11,753,079	-15.5%
GARY SANITARY	\$9,855,202	\$9,497,343	-3.6%
HAMMOND SANITARY	\$8,457,675	\$7,867,078	-7.0%
HIGHLAND SANITARY	\$752,770	\$806,590	7.1%
WHITING SANITARY	\$2,893,355	\$2,794,390	-3.4%
GARY AIRPORT	\$1,669,523	\$1,657,731	-0.7%
GARY REDEVELOPMENT	\$272,283	\$238,115	-12.5%
HAMMOND REDEVELOPMENT	\$457,580	\$457,801	0.0%
GARY PUBLIC TRANSPORTATION	\$4,079,462	\$3,889,205	-4.7%
HIGHLAND WATER DISTRICT	\$0	\$0	0.0%
WINFIELD WATERWORKS	\$26,665	\$29,448	10.4%
ST. JOHN SANITARY	\$389,188	\$416,076	6.9%
LAKE RIDGE FIRE PROTECTION	\$462,854	\$458,853	-0.9%
ST. JOHN WATER DISTRICT	\$215,695	\$215,579	-0.1%
TOWN OF DYER SANITARY DISTRICT	\$767,203	\$736,252	-4.0%
LAKE COUNTY SOLID WASTE MANAGEMENT DISTRICT	\$4,718,500	\$4,719,897	0.0%
GARY STORM WATER MANAGEMENT	\$1,096,296	\$938,852	-14.4%
DYER WATER WORKS	\$329,276	\$315,878	-4.1%
MERRILLVILLE CONSERVANCY	\$2,677,996	\$3,296,326	23.1%
INDEPENDENCE HILL CONSERVANCY DISTRICT	\$1,533,743	\$862,750	-43.7%
ILLIANA BRUNSWICK CONSERVANCY	\$14,000	\$0	-100.0%
CEDAR LAKE TOWN REDEVELOPMENT COMMISSION	\$0	\$0	0.0%
HAMMOND REDEVELOPMENT COMMISSION	\$0	\$0	0.0%
HOBART REDEVELOPMENT COMMISSION	\$17,275	\$0	-100.0%
DYER REDEVELOPMENT COMMISSION	\$393,780	\$0	-100.0%
MERRILLVILLE REDEVELOPMENT COMMISSION	\$0	\$0	0.0%
LAKE COUNTY REDEVELOPMENT COMMISSION	\$0	\$0	0.0%
SCHERERVILLE REDEVELOPMENT COMMISSION	\$342,212	\$0	-100.0%
WHITING REDEVELOPMENT COMMISSION	\$0	\$0	0.0%
TOWN OF ST JOHN REDEVELOPMENT COMMISSION	\$0	\$0	0.0%
CROWN POINT REDEVELOPMENT COMMISSION	\$0	\$0	0.0%
GARY REDEVELOPMENT COMMISSION	\$373,763	\$371,912	-0.5%
Total	\$1,008,097,832	\$699,262,831	-30.6%

Beginning in 2009, the state assumed some costs previously paid with property taxes, including the school general fund, child welfare levies, costs of juvenile incarceration in state facilities, state fair and forestry levies, health care for the indigent, pre-school special education levies and costs of police and fire pensions.