



## ***2013 Scholarship Status Report***

***Mayor Thomas McDermott, Jr.***

### **Hammond City Council**

Mark Kalwinski  
William Emerson  
Robert A. Markovich

Jack Uylaki  
Michael Opinker  
Dan Spitale

Anthony W. Higgs  
Homero "Chico" Hinojosa  
Janet Venecz

### **College Bound Oversight and Exceptions Committee**

James Hoelzel, Chairman  
Anne Herbert  
Thomas Puplava

Robert Dvorscak  
Dr. Gary Jones  
Rev. James Swanson

Dawn Tomich

*LeAnne Munoz- College Bound Coordinator*  
*Tom Dabertin- Consultant*

***December 2013***

The College Bound Scholarship Program was first conceived in 2006 and awarded 109 scholarships. Now in its eighth year, College Bound made 534 awards in 2013. As it has since its inception, the program focuses on three key principles:

- Increase home ownership
- Make education a priority
- Improve the quality of life within the City

In order to receive the award, students must meet the program's academic and residence criteria. Academic requirements are:

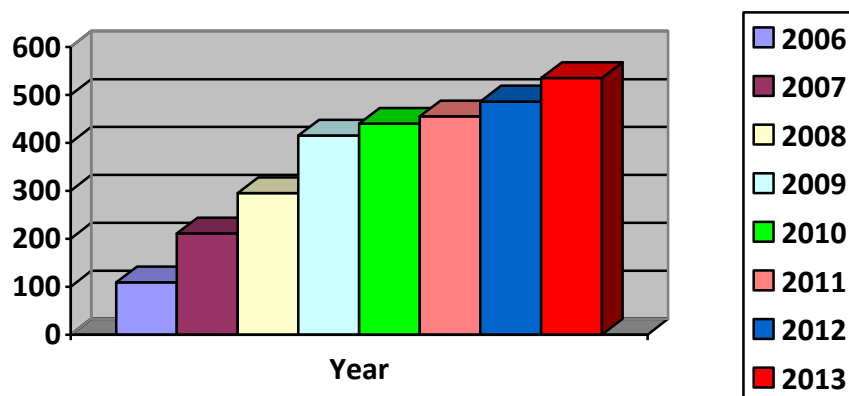
- A 3.0 cumulative grade point average (gpa), or
- A 2.5 cumulative gpa and either a 1,000 score on the Math and Critical Reading sections of the SAT, or
- A 2.5 cumulative gpa and either a 1,400 score on the SAT
- A 2.5 cumulative gpa on the ACT

One of the more unique aspects of College Bound is that the program allows students who do not meet all conditions to file an exception, which is then reviewed (all exceptions are presented anonymously) by the Exceptions Committee.

Since its inception, a total of 2,945 awards (all awards are made on an annual basis) have been made, benefitting 1,334 students and 1,192 families (35 families have had more than one student receive the scholarship, including 4 sets of twins). It also adds significant value to owning a home in Hammond, especially for families with more than one child. The average Hammond home is appraised at about \$100,000.00. Based on that value, a home with one child, adds 41% to its value.

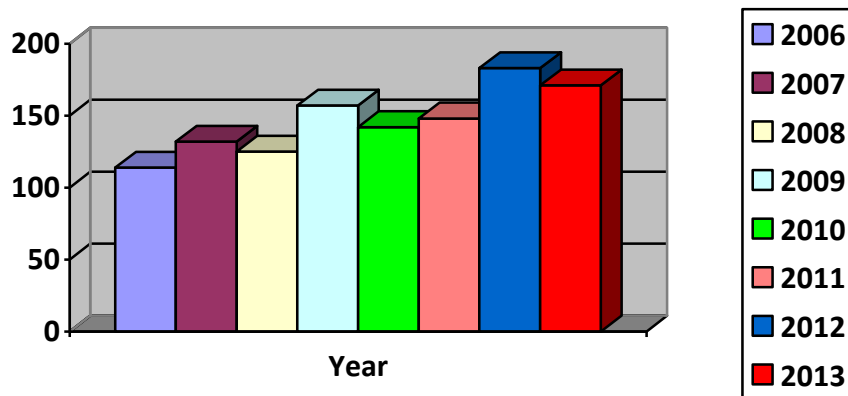
The overall results also indicate that the program is challenging more students to attend college. Using 2010 as a baseline (the first class that had a full four years to prepare for the scholarship), the number of recipients has increased by an average of 6.7% each year, with a 10% increase in overall awards from 2012 to 2013.

**Annual College Bound Scholarship Awards**  
(Total Awards)



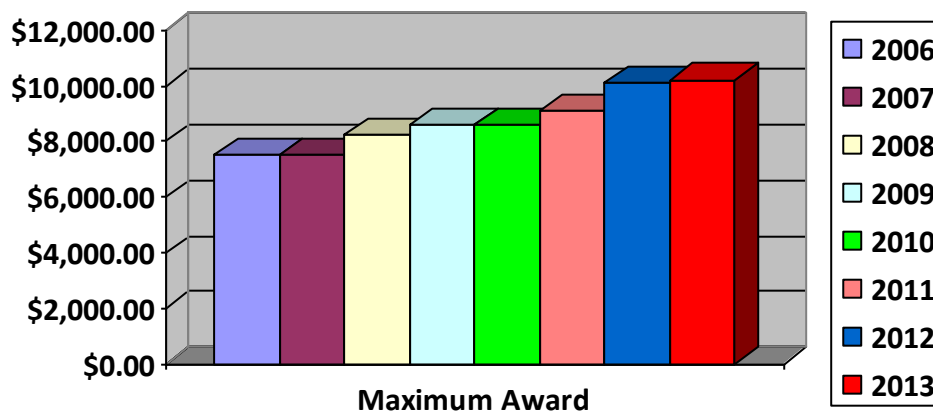
First year awards have grown since the program's inception from 114 to a high of 183 in 2012, to 171 in 2013. The actual numbers fluctuate annually in part due to graduating class size. For example, in 2008, Hammond Schools reported a 3% reduction in the overall number of students graduating from high school. Based on the history of the program, it is predicted that the number of first year students will average between 160 and 180.

### Annual College Bound Scholarship Awards (First Year Awards)



The size of the award is benchmarked against the annual tuition charged by Indiana University Bloomington, increasing by \$100.00 in 2013. Over the past eight years, the maximum award has increased by a total of 36%.

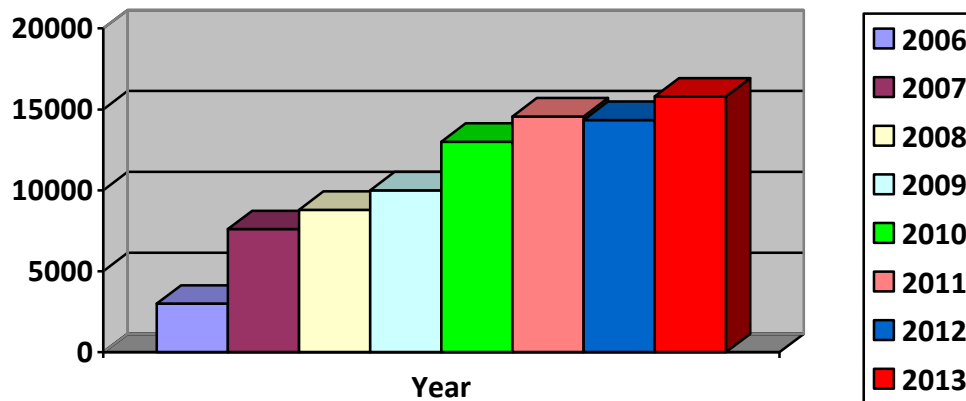
### Increases In College Bound Award 2006-13



**Community Service-** In addition to creating stability amongst single family dwellers, and attracting new home buyers, College Bound generates thousands of hours of

community service annually. The community service component, originally a last minute addition to the program, creates widespread benefit to the City of Hammond and its residents.

## College Bound Community Service Hours



College Bound Community Service	
Scholarship Amount Received	Hours of Community Service
Less than \$500.00	<i>To be determined</i>
\$501.00 - \$2,700.00	8 Hours of Community Service
\$2,701.00 - \$4,300.00	16 Hours of Community Service
\$4,301.00 - \$5,800.00	24 Hours of Community Service
\$5,801.00 - \$7,300.00	32 Hours of Community Service
\$7,701.00 - \$10,200.00	40 Hours of Community Service

*Amount is based per year*

During the first year, the program generated just more than 3,000 hours. In 2013, recipients performed almost 15,800 hours of community service. Such service is used throughout City government, providing students a firsthand perspective of local government, and the City with much needed assistance. Students are assigned to a variety of functions from office duties, to conducting traffic studies, assisting in the maintenance of City parks and properties, beautification projects, and working at special events and activities. To a certain extent, the program has also saved the City the cost of hiring additional help. Overall, the community service component has resulted in a significant impact to the City, its residents and to the students themselves.

In 2013, additional effort was made to utilize students in maintaining beautification projects around the city, which allowed for more weekend assignments. These projects were organized by volunteers, such as the United Citizens Association and Whiting-Robertsdale Chamber of Commerce, which used students in efforts to clean up and pull

weeds along Indianapolis Blvd., the George Lake Trail and in maintaining community and city planters; and the Downtown Hammond Council, which used students in a similar capacity along Hohman Avenue and throughout the Downtown Hammond area. These are highly visible efforts which give back to the community while allowing additional flexibility in completing the student's community service requirements.

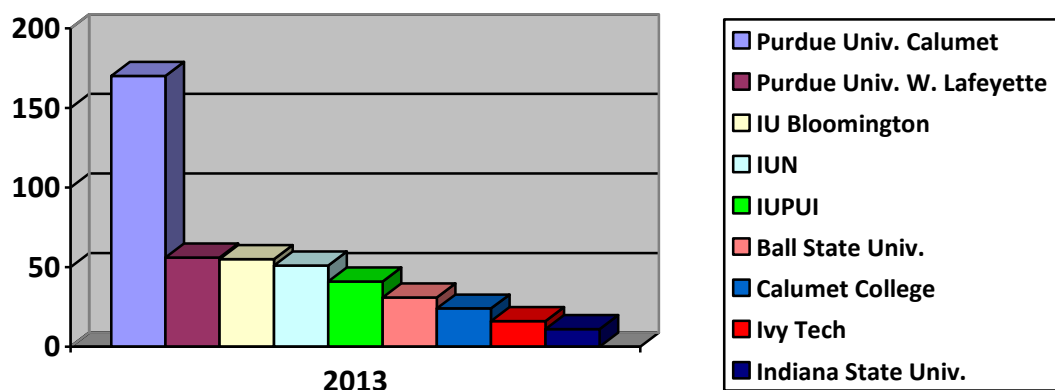
For most students, the community service component is a non-issue. However, for a small portion of students, completing community service hours is somewhat problematic. Students who fall behind in completing their hours are notified that failure to complete community service hours will result in the loss of their scholarship. In 2013, 1 student lost eligibility due to not completing community service hours.

**Destination-** Although the program does not cover room and board, in only the second time since its inaugural year (2006), the majority of students participating in the College Bound program are attending school at away (residential) campuses. The program currently provides scholarships to 32 universities and colleges, with 261 students receiving College Bound (48%) attending a local college or university (Purdue University Calumet, Indiana University Northwest, Calumet College of St. Joseph, and Ivy Technical Community College). The largest percentage of recipients chose Purdue University Calumet, with 170 students, or 32% of all College Bound recipients.

2006-13 Recipients By College/University								
College/University	2006	2007)	2008	2009	2010	2011	2012	2013
Art Institute of Indianapolis	0	0	0	0	1	0	0	0
Ancilla College	1	0	0	0	0	0	0	0
Anderson University	0	1	0	0	0	0	0	0
Ball State University	9	14	14	19	18	22	27	31
Bethel College	0	1	1	1	1	0	0	1
Butler University	1	1	3	5	5	6	6	5
Calumet College	4	7	8	12	12	13	19	24
DePauw University	0	0	1	1	1	1	0	1
Earlham College	0	0	0	0	1	1	0	0
Franklin College	0	0	0	0	0	2	0	0
Grace College	0	0	0	0	0	1	2	1
Goshen College	0	0	0	0	1	1	2	2
Huntington University	1	1	1	0	1	0	0	1
Indiana University (Bloomington)	7	19	34	41	47	46	43	55
Indiana University Northwest	4	17	30	69	48	49	46	51
Indiana University, Purdue University of Indianapolis	4	4	4	18	16	23	34	41
Indiana University South Bend	0	1	2	4	3	3	0	1
Indiana State University	1	1	2	6	4	5	13	11
Indiana Tech	0	0	0	0	1	2	0	1
Indiana Wesleyan University	1	2	3	3	1	1	2	1

Ivy Tech Community College	1	3	2	7	12	5	10	16
Manchester College	2	3	3	6	4	3	5	5
Marian College	0	1	0	1	2	1	2	2
Oakland City University	1	1	0	0	0	0	0	0
Purdue University (West Lafayette)	17	26	43	54	45	52	52	56
Purdue University Calumet	37	83	113	131	171	172	168	170
Purdue University North Central	0	1	2	1	3	2	3	2
Rose-Hulman Institute of Technology	0	0	0	0	1	4	4	4
Saint Elizabeth University	0	0	0	1	1	0	0	1
Saint Joseph's College	4	8	12	6	7	5	5	7
Saint Mary's College	4	4	3	6	4	6	8	7
Trine University	0	0	0	0	0	0	1	1
University of Evansville	0	0	0	0	0	1	0	1
University Of Indianapolis	1	0	2	1	6	5	4	4
University Of Notre Dame	1	1	1	2	1	1	2	1
University of St. Francis	0	0	0	1	1	0	0	2
University of Southern Indiana	1	0	0	2	1	2	2	3
Wabash College	1	2	3	5	5	3	5	5
Valparaiso University	6	9	9	12	15	17	21	21
<b>Totals</b>	<b>109</b>	<b>211</b>	<b>295</b>	<b>415</b>	<b>440</b>	<b>455</b>	<b>486</b>	<b>535</b>

## Largest College Bound Destinations



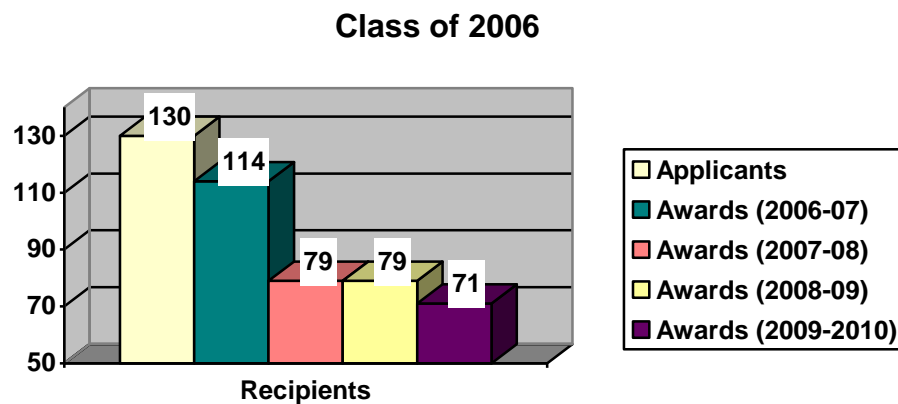
**Class of 2006** - During the program's inaugural year, a total of 109 students were awarded the scholarship out of 130 applicants. In 2007, however, the Oversight and Exceptions Committee approved 5 additional applicants from the Class of 2006 for various reasons. Including these additional awards, total awards to the Class of 2006 was 114 or a ratio of recipients to applicants of 84%. The total number of awards was in line with the original estimate of 110 applicants during the first year. Four awards

were honorary since the student had received full funding from other sources for his/her college tuition.

Of the Class of 2006 recipients, 79 received the scholarship in 2007, which reflected a retention rate of 73%. There was no change in the number of 2006 students who received the scholarship in 2008. In 2009, 71 students remained in their fourth and final year of college, or 65% of original award recipients.

Of the 71 students who received the scholarship in 2006, 27 graduated in May 2010, while 11 more graduated by the end of 2010, for a graduation rate of 54% in less than 5 years. At first glance these numbers may seem low, but they actually exceed the 6 year graduation standard used by most colleges and institutions. The goal set by the US Department of Education which calls for 60% of students to complete a baccalaureate within six years by 2025. According to the National Center for Higher Education Management Systems, which prepared a report for the Indiana Commission for Higher Education, local six-year graduation rates were 24.4 percent at Indiana University Northwest, and 21.5 percent at Purdue University Calumet in Hammond. Since the majority of students receiving the scholarship from the Class of 2006 attended local colleges, College Bound may have contributed to accelerating degree completion amongst those students.

It is also important to note that the results of the Class of 2006 may not be illustrative of overall program results and impact, as recipients had no time to prepare for or work towards the scholarship, which was approved only two months before graduation.



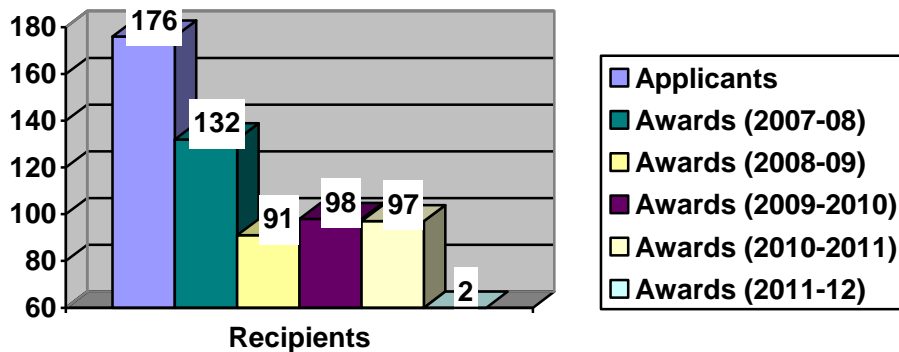
**Class of 2007** - The program grew to 176 applicants and 132 awards in 2007 while the number of honorary awards remained at 4. In comparison to the Class of 2006, applicants from the Class of 2007 increased by almost 35%, while awards grew by 21%. The increase was probably due to increased awareness of applicants and families of the College Bound Scholarship and its benefits. By fall 2008, 91 students from the Class of 2007 continued in the scholarship program, or a retention of 69%.

In 2009, however, 98 students received the scholarship from the Class of 2007 for the 2009 school year, showing an increase in students. The reason for the increase was due to a number of exceptions that were granted to students who either had previously

been in the program but not met continuing eligibility standards, or to students who had not previously met enrollment standards only to later prove their ability to handle the rigors of a college education.

In 2011, 31 of the students graduated with another 30 students needing one additional semester to complete their college studies, meaning that 62% of students graduated in less than 5 years. Two students remained in the program during the 2011-12 school year due to granted exceptions (the students began the program one year late). Both students graduated in May 2012.

### Class of 2007

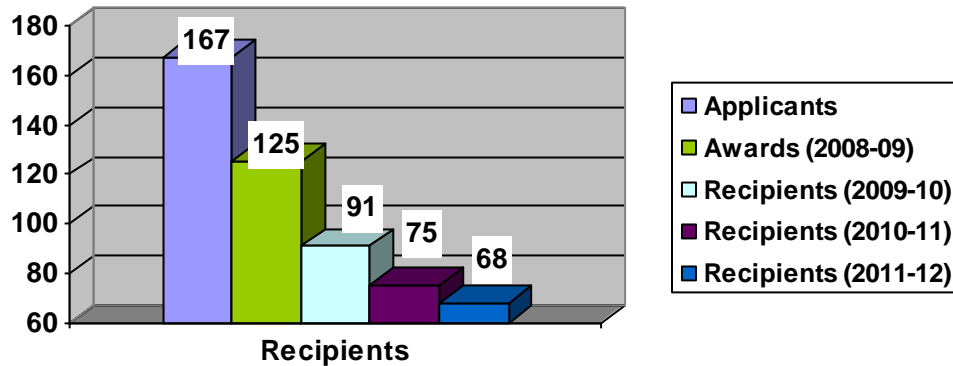


**Class of 2008** - The Class of 2008 received 125 awards out of 167 applications. Although at first glance the numbers appear to indicate a reduction, it must be noted that the graduating Class of 2008 was about 3% smaller on average (among Hammond high schools) than the Class of 2007. In 2009, 91 students remained in the program, dropping to 75 by 2010. By 2011, the number had dropped to 68; in 2012, nine students remained.

A total of 29 students from the Class of 2008 graduated in the spring of 2012, or 23%, which is indicative of averages for 4 year graduation rates. As noted in the 2011 report, the National Center for Higher Education Management Systems, which prepared a report for the Indiana Commission for Higher Education, local six-year graduation rates were 24.4 percent at Indiana University Northwest, and 21.5 percent at Purdue University Calumet in Hammond.



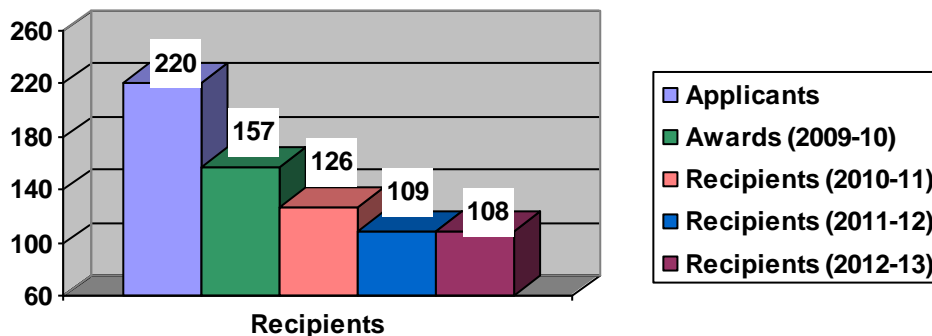
### Class of 2008



Since the majority of students receiving the scholarship from the Class of 2008 attended local colleges, College Bound may have contributed to accelerating degree completion amongst those students. Further, colleges have made 4 year graduation more difficult by making summer studies almost a necessity. At the same time, the rising cost of college has made those studies unaffordable since most students need to work during the summer to help pay for their education.

**Class of 2009** - The program made a record number of awards, and also received a record number of applications. Of the 220 applicants, 159 received the award. It should be noted however, that many of the students applying for the scholarship failed to meet the program’s minimum academic requirements.

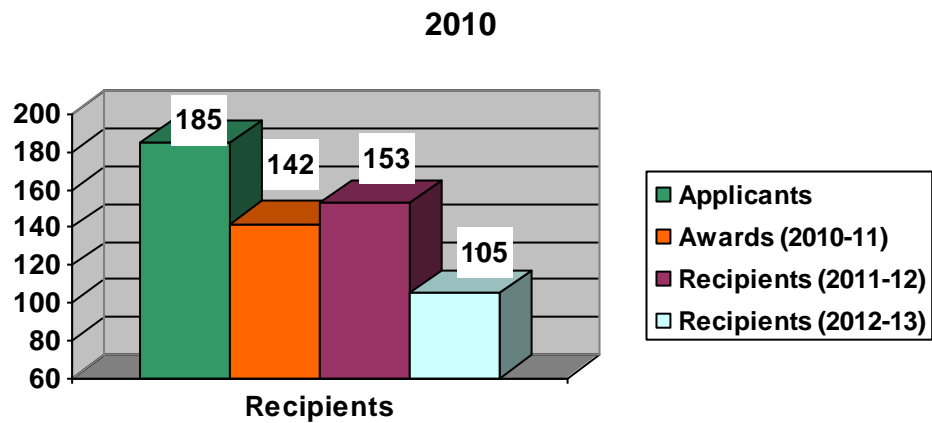
### Class of 2009



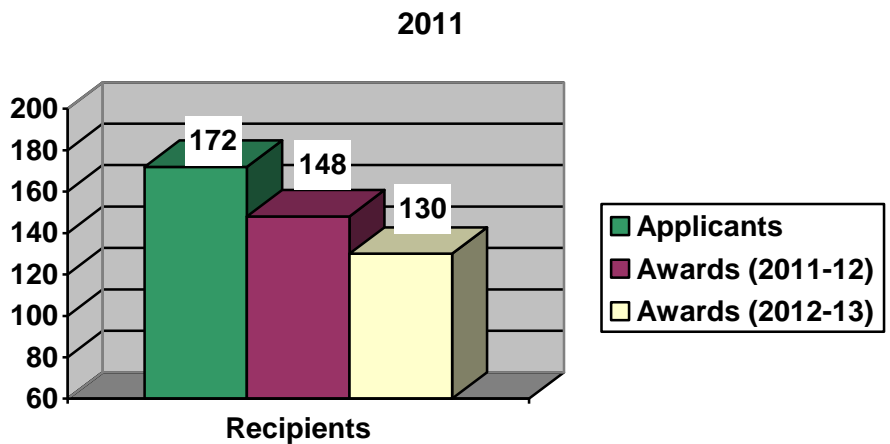
So that the student might be eligible at a later date when their academic performance improved, students were encouraged to still apply. One school also indicated that they did not feel comfortable in denying students who applied even if the student did not meet eligibility.

As of 2010, 126 students remained in the program. In 2011, 109 remained in the program, while in 2012, 108 students continued to receive the scholarship.

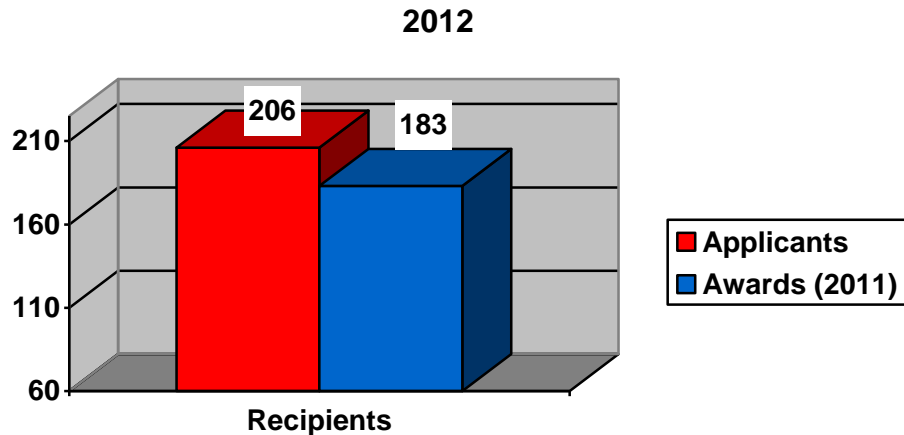
**Class of 2010** - This was the first class since the program was announced to have all four years of high school to prepare for attaining the College Bound Scholarship. A total of 142 students from the Class of 2010 were accepted into the program. As of fall 2011, the number increased to 153 due to exceptions and students transferring back to Indiana from out of state schools. In addition, 75 students from the Class of 2008, and 126 from the Class of 2009 continued in the program. In 2012, the number of Class of 2010 participants dropped to 105, a decrease of 32%, a decrease that was uncharacteristically large in comparison to other years prior to or following the Class of 2010, and therefore appears to be an anomaly.



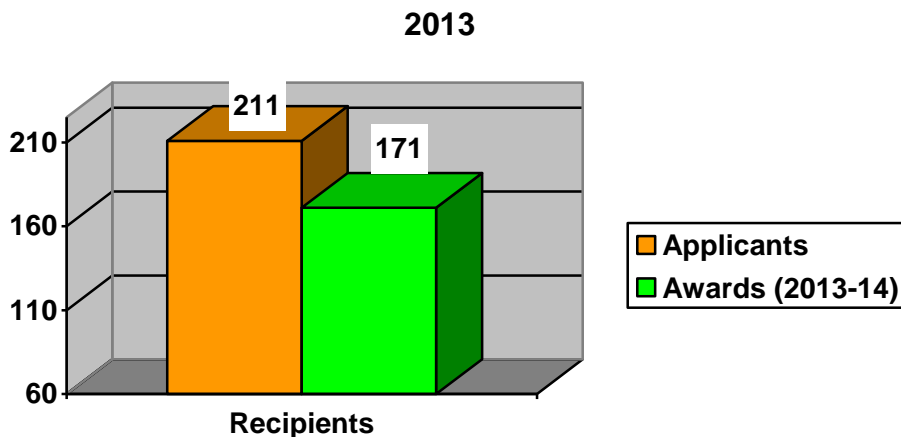
**Class of 2011** - A total of 148 students from the Class of 2011 were accepted into the program, with 172 applying. In fall 2012, 130 students were still in the program or a decrease of 23% after the first year, which seems comparable to other classes.



**Class of 2012** - A total of 206 students applied, and 183 students received the College Bound Scholarship; the largest number of recipients in the program's history, and an almost 20% increase over the Class of 2011.



**Class of 2013: A** of total of 211 students applied, and 179 students received the College Bound Scholarship. Students from the Class of 2013 joined 356 students from the Classes of 2010, 2011, and 2012, comprising a record number of total recipients (535).



**Exceptions Process-** Unlike most scholarship programs, College Bound was developed with a process that allowed for special circumstances, including medical issues, family tragedies, academic performance and missed deadlines. Since its inception, 420 applicants have requested an exception; with 198 of those requests granted. In keeping with the original intent of the program, all cases forwarded to the Exceptions Committee are provided without the student's: identity, race, ethnicity, sex, address, or the student's high school (unless absolutely necessary). Although the specific reasons vary, and each request is handled on a case-by-case basis, requests can be classified by certain general characteristics. The largest number of exceptions has been filed due to academic performance, followed by deadline issues.

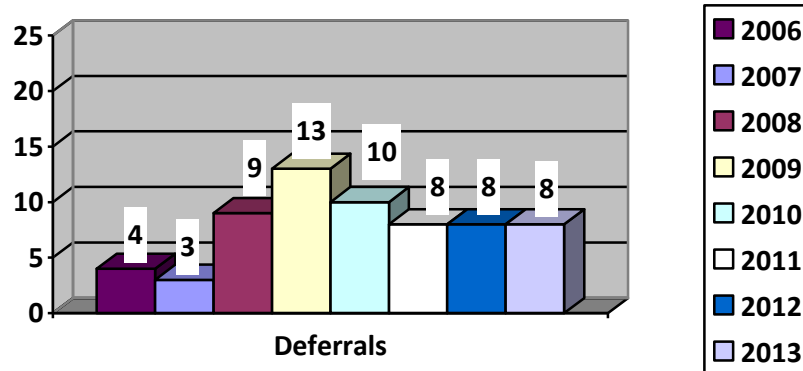
Although the number of cases filed due to missing a deadline has dropped significantly in recent years, in 2013, the Exceptions Committee voted to automatically double the community service hours of any student who turns in their application past the July 2 deadline – a move they hope will continue to deter the number of late applications.

Exceptions By Type/Reason								
Reason for Exception	Total Exceptions Filed							
Residency Issues/home ownership	22							
Not Attending An Indiana accredited college, or	6							
Previously attended an out of state college	16							
Academic Requirements	213							
Did Not Meet Deadline; Given Wrong Deadline by School	49							
Requested Funds Be Used For Other Than Tuition And Fees	19							
Custodial Rights Issues	8							
Other Issues (medical, given incorrect information regarding eligibility by school, citizenship, etc.) or failed to respond to requests for additional information	87							
<b>Total</b>	<b>420</b>							
Exceptions Requested vs. Granted By Year								
	2006	2007	2008	2009	2010	2011	2012	2013
<b>Number of Exceptions</b>	13	44	44	66	62	58	50	83
<b>Exceptions Approved</b>	6	21	26	46	29	17	17	36

As noted, the primary reason for filing an exception is due to academic reasons; often where the student missed the standard by a small margin. For example, many of the granted exceptions were granted where the student missed the SAT score by less than 5%. Another major factor for granting an exception has been due to legitimate health issues that impacted the student's performance. In these cases, detailed documentation was provided from both the school and the student's physician regarding a medical condition.

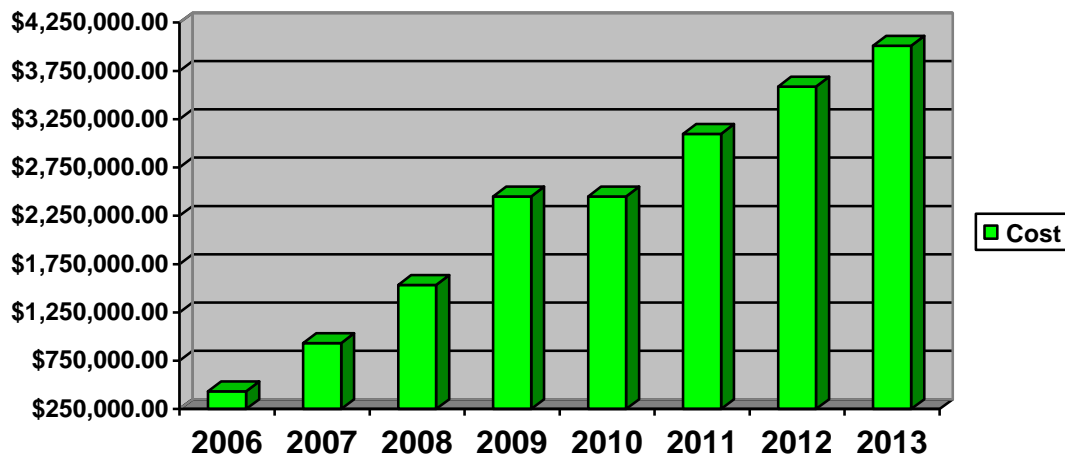
The Exceptions Committee continues the use of "approved deferrals" for those that do not meet the program's academic standards. A deferral allows a student to prove that they possess the ability to meet the challenges of a college education. In most cases, the student is asked to maintain a slightly higher grade point average (2.25 or 2.5 versus the normal 2.0, depending on the student's academic performance) for the following year while not receiving the scholarship, in return for receiving the scholarship for the remaining years of schooling. Essentially, it allows a student to "prove" themselves, and historically, the majority of students receiving that opportunity have met the requirement and gone on to receive College Bound. In 2013, 8 such deferrals were granted, with a total of 63 issued since the program's inception.

### Deferrals Granted



**Cost-** The cost of College Bound continues to rise, due to the increase in fees at Indiana University Bloomington, which the program’s award is benchmarked against, and an increase in awards. The number of students in the program grew from 486 to 535, a 10% increase. However, the number of first year awards to members of the Class of 2013 decreased slightly versus the Class of 2012, compared to a 20% increase that occurred between 2011-12. A reduction in other scholarships and financial aid, especially amongst students in their third and fourth year, continues to add to the cost increase.

### Cost Comparison 2006-13



### Impact on Home Sales

During the first two years of College Bound, data provided by the Greater Northwest Indiana Association of REALTORS (GNIAR) indicated that the time a single family home was on the market in Hammond was reduced; a trend attributed to College Bound (See: *Realtors signing onto College Bound; December 7, 2006 NWI Times*). As recently as mid-2008, GNIAR continued to see a correlation between College Bound

and home sales. However, the Association notes that several near catastrophic events affected the housing market over the past five years: a deep recession; a near catastrophic financial crisis affecting banking institutions and in particular mortgage lending and a massive rise in foreclosures, all have had a significant impact on the housing market in Hammond. Due to the complexities and wide-ranging impact of these issues, it is almost impossible to identify and determine the specific impact of College Bound on the housing market.

### **Recognition**

College Bound is an academic honor for those students receiving the scholarship, yet it is not recognized at graduation ceremonies. The reason is that the program requires final transcripts from high schools before an award is made. However, in discussion with local educators, most students meet the requirements of the program before their final semester.

In 2013, many of the new students who were eligible and admitted into the College Bound Scholarship program received a certificate of award along with an official acceptance letter. A goal in the coming year is to have the various schools announce via the program book which students have received the scholarship, or have a representative of the city or program present the students with a certificate of award at the graduation or award ceremony. This effort will help make the scholarship a more rewarding experience for those who earn the scholarship, encourage early application, and promote College Bound.

### **Renewal Process**

The original program created by ordinance is set to expire with the end of the 2015-16 school year. During the fall of 2013 and into January 2014, the City is holding a series of neighborhood forums to gather input and comment about the College Bound Scholarship process. One strong consideration is to change the benchmarking of College Bound with Indiana University Bloomington which has increased its tuition faster than that of other public universities in Indiana, and replace it with Purdue University Calumet. Under this proposal, the value of College Bound would be frozen at the 2015-16 amount, until the cost of tuition at Purdue Calumet increased beyond the frozen amount.

The following illustrations show how this proposed change would work:

#### *Scenario 1:*

- *The student is currently a senior in high school and attends college at a private college in 2014-15 and 2015-16. During each of those years, IU increases tuition. By the end of the present program, the maximum amount available from College Bound is \$11,000.00*
- *The City benchmarks College Bound to PUC where tuition is \$7,250.00 at the end of 2015-16.*
- *The student would be frozen at the \$11,000 amount for his 3<sup>rd</sup> and 4<sup>th</sup> year of college.*

### Scenario 2:

- *This student entered 8<sup>th</sup> Grade in 2013. By the end of the present program, the maximum amount available from College Bound is \$11,000.00. The City benchmarks College Bound to PUC where tuition is \$7,250.00 at the end of 2015-16, rising to \$9,000 by the end of the 2021-22 school year.*
- *The student begins college at a private school in 2018.*
- *The student receives \$11,000 for each of his four years of college.*

### **Exit Strategy**

Most scholarship programs do not have an exit strategy. Kalamazoo Promise noted that while they had considered one, their program is endowed in an amount that actually earns more than is spent each year, so they see no need for such a policy. Purdue University Calumet, which has dozens of scholarship programs, does not have such a policy, since awards are made on prior year earnings and donations. 21<sup>st</sup> Century does not have a policy either, although the subject has apparently not been bridged prior to our inquiry.

The obvious difference is that College Bound is funded directly through casino gaming and not through an endowment. Casino funds are used for a variety of needs, including offsetting shortfalls in the City's general budget, infrastructure projects, and capital purchases. In the event of a catastrophic loss of funding the program would have to be curtailed to offset interruptions in vital services such as police, fire and public works. While College Bound is an extremely important, basic municipal services must be considered first.

While a catastrophic loss of funding appears remote, one has to consider what happened in Joliet at the Empress Casino on March 20, 2009. Although most agree that the short timeframe for closure was nothing less than miraculous, the Joliet site faces far fewer challenges than the Hammond Horseshoe which sits on Lake Michigan and is exposed to ferocious winds, massive waves and limited road access; each of which could have significant impact on rebuilding efforts. The City of Joliet lost almost \$2.7 million during the three month closure. In addition, the City saw revenues cut in half during the first six months following the casino's reopening. A similar disaster in Hammond could cost the City upwards of \$26 million.

It is recommended that should College Bound be renewed, a catastrophic loss provision be adopted which would curtail the program as follows:

- The current school year would be funded at 100%. Those already in the program would receive at least two years of funding at 50% of the current award.
- Students at the senior level in high school but who have not received any award would be eligible for at least two years of funding of at least 50% of the current award.
- Students at levels below senior would be notified that the program was on hold.

The aforementioned proposal would allow students up to two years to find other funding measures and sources to make up for the loss of the College Bound program.

### **College Bound Alumni Survey**

A survey was mailed to former students who received funds through College Bound and have completed four years of schooling. A total of 61 responses were received (a sample of 30 or more is considered statistically accurate and representative), providing the following information regarding program participants:

- 97% are employed or in school.
- 56% of students returned to Hammond after graduation, with several purchasing property in the city. An additional 3% are reporting a non-Hammond address while in graduate school.
- 66% of students completed college in four years, with another 23% graduating or anticipating graduating in five years. This is a significant statistic since it significantly exceeds the national average.
- 42% of College Bound students are seeking graduate degrees, including 7 MBA's, a Doctor of Osteopathy, a law degree, a masters in engineering and a masters in chemistry.

### **College Bound All-Stars**

A new initiative is underway to promote College Bound success stories. The program features graduates of the program and is in response to a comprehensive effort to contact and follow up with those who have benefitted from College Bound. To date, the following recipients, just some of the many students who have benefitted from the scholarship, have shared as to where they are working and doing:

1. **Ivan Vargas-** Graduated in the spring of 2010 from University of Notre Dame with a degree in Psychology and Sociology. Ivan is currently attending the University of Michigan for a PhD in Psychology. He organizes the Mayor's Cup Soccer Tournament each summer in Hammond, which he founded it in 2008.
2. **Daniel Cummins-** Received his degree in fall of 2010 from Indiana State University with a degree in Music Education. Daniel recently purchased first home in Hammond and teaching Band at Morton High School.
3. **Jorge Lopez-** After graduating in the spring of 2012 from Indiana University Bloomington with a degree in Mathematics Education and is teaching Geometry at Bishop Noll Institute.
4. **Andrew Ramker-** Graduated in the spring of 2013 from Indiana University with a degree in Kinesiology. He teaches Computer Applications and Freshman Seminar at Bishop Noll Institute and also coaches baseball for the school.



5. **Gabriela Gallegos-** Earned her degree in the spring of 2012 from Purdue University Calumet with a degree in education. She lives in Hammond and is working as the Recreational Director at the Hammond Parks Department.
6. **Kymerli Daniels-** After completing studies in the spring of 2012 at Indiana University Northwest with a degree in Criminal justice with a minor in Sociology, Kymerli lives in Hammond and coached basketball at Griffith High School. Recently she took the LSAT and plans on attending law school.
7. **Manuel Salazar-** Received his degree in the spring of 2010 from Purdue University Calumet with a degree in Mechanical Engineering and lives in Hammond (looking to purchase his first home in the City). He is working for the Canadian National Railway Company in Homewood, Ill. as a mechanical supervisor.
8. **Britnee Gillis-** She graduated in 2010 with a degree in Marketing Communications from Purdue University Calumet and currently living in Hammond, working as a Meeting Planner at the American Burn Association in Chicago.
9. **Carolina Salazar-** Graduated in the spring of 2013 from Indiana University Northwest with a degree in Nursing. Carolina is living in Hammond and working for Methodist hospital in Gary, Indiana as an E.R. nurse.
10. **Julia Araiza-** Received her degree in the spring of 2011 from Valparaiso University with a degree in Accounting and a minor in music. Julia recently purchased her first home in Hammond and is working for the Hammond Port Authority as a staff accountant.
11. **Matthew Muta-** He earned his Civil Engineering degree in the spring of 2010 from Purdue University. He recently purchased his first home in Hammond and is working for Thermal Process Systems in Crown Point, Indiana.
12. **Crystal Torres-** Earned a degree in the spring of 2012 from Saint Joseph's College with a degree in Mass Communications/Media Studies. She is currently living in Hammond and working as the Head Girls Soccer Coach at Bishop Noll Institute.
13. **Jillian Straub-** After completing studies in the spring of 2013 with honors from Purdue University with a degree in Computer Information Technology, Julian lives in Hammond and is an Associate Engineer for ArcelorMittal and is attending classes at Purdue University Calumet in order to obtain a Masters in Technology Leadership and Management degree.

**14. LeAnne Munoz-** Graduated in the spring of 2011 from Purdue University Calumet with a degree in Public Relations/Marketing/Journalism. She recently purchased her first home in Hammond and is working as the coordinator for the College Bound Scholarship program.

**Faces of College Bound**

Plans are also underway to revise the program's *Faces of College Bound*. Photos of actual students are used on billboards throughout the area promoting the scholarship. It is planned that the campaign will be updated by Spring 2014.